

# ERGOTEK STANDARD



## Dual Motor Desk Frame

### General Features

Max. load	100~200kg*
Constant speed	3-Stage Column: Up to 40mm/s* 2-Stage Column: Up to 33mm/s*
Weight of package	33~40Kg*
Standby power	< 0.1W
Accessories	USB Chargers (TFA1/TFA3), Anti-Collision Sensor (TCS1), Wireless Chargers (TWC)

Multiple column and control options

High strength and stability – Steel construction

Pre-assembled frame kit – Significantly reduces installation time

\*It varies upon the selection of components.

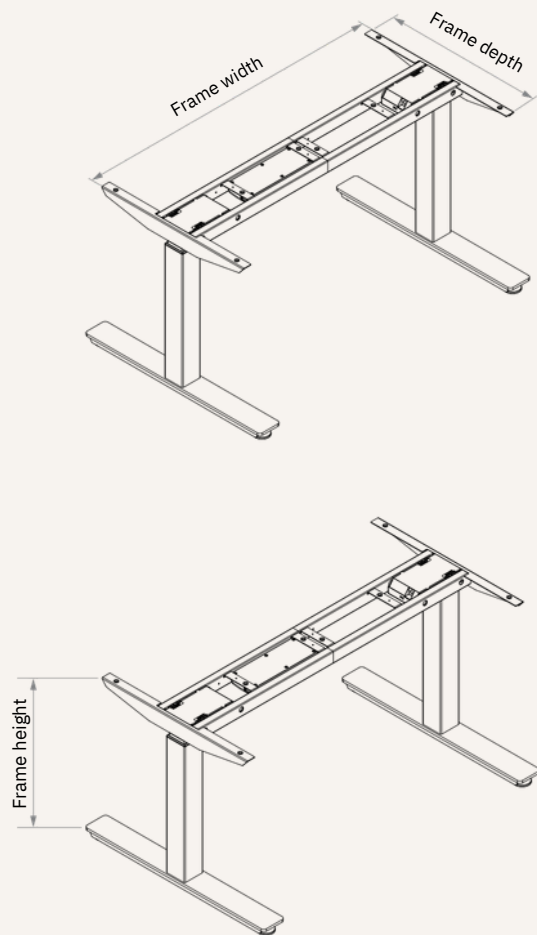
### Color (RAL Classic)



\*For more color options, please consult your sales representative.



**Dimension**



**Frame & Work Surface**

Frame dimensions (mm)	Recommended work surface dimensions (mm)	
Width (mm)	Width (mm)	Depth (mm)
1050~1700	1100~1800	700~1000

**Height Range**


Column type	Frame height (mm)	Stroke (mm)
3 - Stage 3-	630~1280	650 660
Stage (M) 3-	600~1260	660 500
Stage (S)	560~1220	
2 - Stage	680~1180	

**TL Model**

• 3-Stage



TL4K  
Square  
70 x 70 mm




TL4S  
Square  
70 x 70 mm




TL4H  
Square  
70 x 70 mm



TL9K  
Round  
ø70 mm



TL9S  
Round  
ø70 mm



TL10H  
Rectangular  
80 x 60 mm



TL12H  
Rectangular  
80 x 60 mm



TL31K  
Rectangular  
90 x 60 mm



TL31S  
Rectangular  
90 x 60 mm



TL33K  
Rectangular  
83 x 53 mm



TL33KR  
Rectangular  
83 x 53 mm



TL33S  
Rectangular  
83 x 53 mm



TL33SR  
Rectangular  
83 x 53 mm




TL41K  
Rectangular  
80 x 50 mm

TL Model

• 2-Stage




TL13K  
Square  
70 x 70 mm




TL13S  
Square  
70 x 70 mm



TL14K  
Round  
ø70 mm



TL15H  
Rectangular  
80 x 60 mm



TL26H  
Rectangular  
83 x 53 mm




TL30K  
Rectangular  
90 x 60 mm



TL30S  
Rectangular  
90 x 60 mm



TL32K  
Rectangular  
83 x 53 mm



TL32S  
Rectangular  
83 x 53 mm



TL32SR  
Rectangular  
83 x 53 mm

**End Pipe**



Style A  
(Fixation holes for tabletop)


Style A1  
( Fixation holes for tabletop)

Style B, C for C-leg  
(Fixation holes for tabletop)

**Foot**




Style A



Style E

Style B



Style H

Style D

Style J



**Foot (mm)**



Code	Style	Frame type	Length (mm)
<b>0</b>	-	Without	-
<b>AT1</b>	A	T	750
<b>AT2</b>	A	T	680
<b>AT4</b>	A	T	600
<b>AT6</b>	A	T	550
<b>AT7</b>	A	T	350
<b>AC1</b>	A	C	750
<b>AC4</b>	A	C	600
<b>AC5</b>	A	C	580
<b>BT1</b>	B	T	750
<b>BT2</b>	B	T	680

Code	Style	Frame type	Length (mm)
<b>BT6</b>	B	T	550
<b>BC1</b>	B	C	750
<b>BC2</b>	B	C	680
<b>BC5</b>	B	C	580
<b>DT1</b>	D	T	750
<b>DT6</b>	D	T	550
<b>ET1</b>	E	T	750
<b>HT2</b>	H	T	680
<b>JC3</b>	J	C	650
<b>PT3</b>	P	T	650

**Control Box**



03 = TC15S

**Hand Control**



01 = TDH1



02 = TDH2



03 = TDH3



04 = TDH4



05 = TDH5



06 = TDH6



07 = TDH8



08 = TDH8D



09 = TDH9P



10 = TDH8P



11 = TDH11P



12 = TDH12P



13 = TDH13P



15 = TDH15



16 = TDH16



17 = TDH17



18 = TDH18P



19 = TDH6PR




20 = TDH20P



21 = TH37



22 = TFH8



23 = TFH13



24 = TDH24P



25 = TDH5PR

**Hand Control**



26 = TDH5C



27 = TDH27P



28 = TDH18C



29 = TDH29



30 = TFH21



31 = TFH22



34 = TH14

**Accessories (optional)**



TCS1

TCS1 is a collision sensor based on t-touch technology which does not require any additional hardware upgrades.



TFA1

A charger with 2 USB ports. Can be mounted on the table top.



TFA3

A charger with 2 USB ports. Can be mounted to the desk front side.



TWC

Designed for wireless charging of mobile devices. Can be mounted on the table top.

# ERGOTEK STANDARD

## Ordering Key

Version: 20241212-J

	TL Model <a href="#">See page 3-4</a>	004K = TL4K 009K = TL9K 013K = TL13K	014K = TL14K 030K = TL30K 031K = TL31K	032K = TL32K 033K = TL33K 33KR = TL33KR	041K = TL41K 004S = TL4S 009S = TL9S	013S = TL13S 030S = TL30S 031S = TL31S	032S = TL32S 033S = TL33S 32SR = TL32SR	33SR = TL33SR 004H = TL4H 010H = TL10H	012H = TL12H 015H = TL15H 026H = TL26H
	Foot (mm)	HT2 = Style H, Frame type T, 680 * Please refer to <a href="#">See page 5-6</a> for the foot of others.							
	Color	1 = Black, RAL 9005		2 = White, RAL 9016		3 = Grey, RAL 9006		4 = Special grey, RAL 9022	
	Control Box <a href="#">See page 6</a>	00 = Without		03 = TC15S					
	Hand Control	05 = TDH5		21 = TH37		22 = TFH8 * Please refer to <a href="#">See page 7-8</a> for the foot of others.			
	Power Supply	0 = Without							
	End Pipe (mm) <a href="#">See page 5</a>	1 = Style A, fixation holes, fixed with outer pipe, E1 & E2: 550 Style A1, fixation holes, fixed with motor house, E1 & E2: 550 Style A1, fixation holes, fixed with motor house, E1 & E2: 360				2 = Style B, fixation holes, fixed with outer pipe, E1 & E2: 580, for C-leg 3 = Style A, fixation holes, fixed with outer pipe, E1 & E2: 680 4 = Style A, fixation holes, fixed with outer pipe, E1 & E2: 400			
	Desk Frame (mm)	1 = Normal, outer pipe 25*40, W: 1050-1700				3 = Normal, outer pipe 25*40, W: 880			
	Packaging	1 = Carton package, normal, standard package, enhanced green				2 = Carton package, enhanced green 3 = Express, non-preassembled			
	Assembly Manual	0 = Without C = Chinese, Black / White printing E = English, Black / White printing 1 = Chinese, colour printing 2 = English, colour printing				3 = Chinese, No logo, Black / White printing 4 = English, No logo, Black / White printing 5 = Chinese, No logo, colour printing 6 = English, No logo, colour printing			